

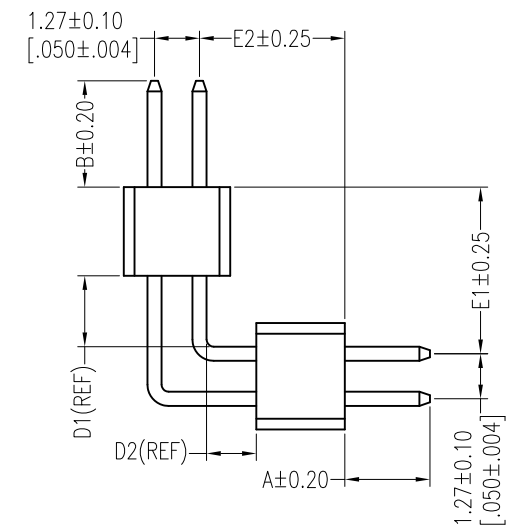
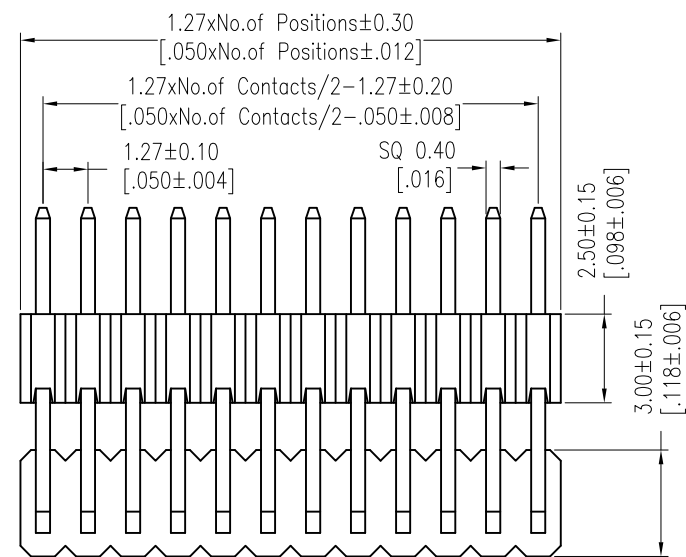
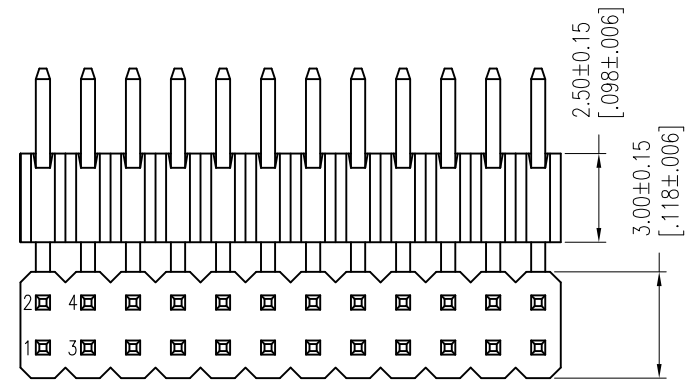
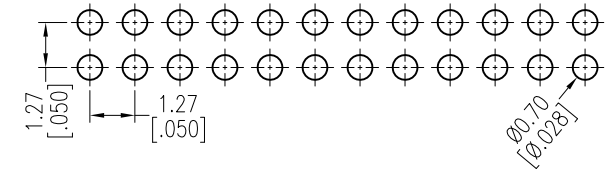
# HSF

**NOTES:**

Rated Current:1.0AMP.  
 Contact Resistance:20mΩ Max.  
 Withstand Voltage:500V AC/DC  
 Insulation Resistance:1000MΩ Min.  
 Operation Temperature:-40°C to +105°C

Contact Material:Brass  
 Contact Plating:Au or Sn Over Ni  
 Insulator Material:PA9T+33%G.F UL94V-0 BK

Recommended P.C.B Layout (Top Side)  
 (PCB BOARD TOLERANCE±0.05)



## Ordering Information

1325-22 XX XX R XXX C A XX

No. of Pins Contact Plating Pin Length(Short) Insulator Packing Series No.  
 Per Row:01-50 G0=Gold Flash L=A+B+D1+D2+5.2 C=PA9T A=Tray 01-99  
 G3=10u"Gold  
 G4=15u"Gold  
 G5=30u"Gold  
 S0=Gold Flash/Tin  
 S3=10u"Gold/Tin  
 S4=15u"Gold/Tin  
 S5=30u"Gold/Tin  
 SN=Tin  
 SM=Matte Tin

Item	Pin Length	A	E1	B	E2	Mating
Standard	--	2.40	--	3.00	--	2334
	--	2.40	--	4.00	--	2344
Alternate						

REV	DATE	MODIFICATION DESCRIPTION	CHANGE	OPERATION	DRAW	DATE	SCALE	Fit	PART NO.
				x.X ±0.40	William Chen	2018/01/18	UNIT	mm [inch]	1325-22XXXXRXXCXXX
A1	2018/01/18	MODIFY PART NO.	-----	x.XX ±0.25	CHECK	DATE	SIZE	A4	TITLE: 1.27 Pin Header, DUAL ROW, R/A, DOUBLE PLASTIC, MIDDLE BENDING, H=2.5
AO	2012/03/31	NEW	-----	x.XXX ±0.15	APPROVE	DATE	SHEET	1/1	Customer NO.
				Angle ± 3'			PROJ.		
				DIM TOL					